



# Colorado Water Stewardship Project

ADVANCING A SUSTAINABLE FUTURE

## Southwestern Water Conservation District

### Politics in 2014: Wave, No Wave

Floyd Ciruli

April 2014



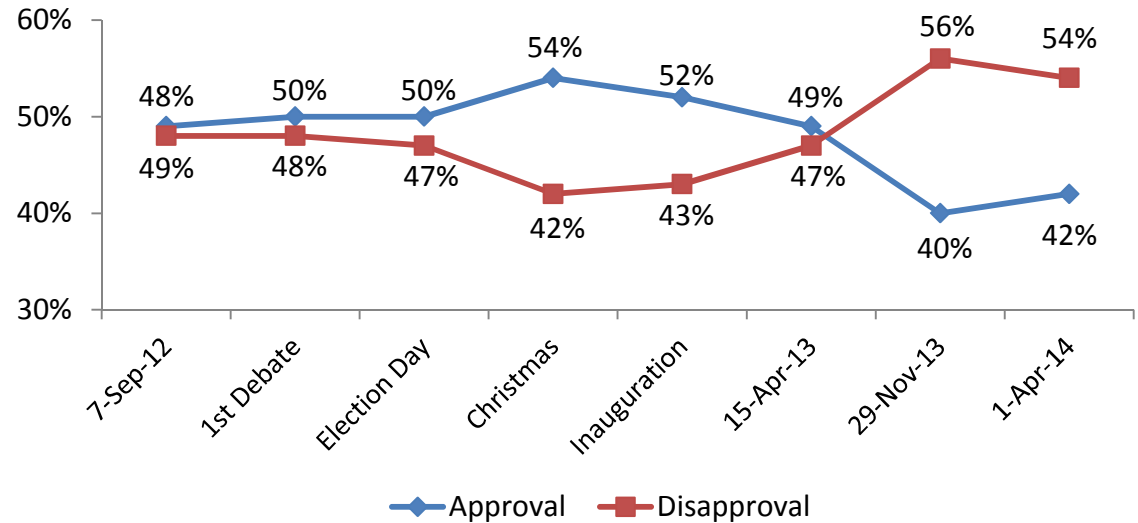
# GOP, Though Split, Has Election Edge

## Pelosi – “I’m running...My work is not finished.”

### Uncertainty

- Obama spread – (12%)
- Congressional approval – 12%
- Generic ballot test – Dems 2%
- Direction, right – 30%
- House 234, need 17
- Senate 55, need 6

### Key Dates in President Obama’s Approval Ratings



Source: Real Clear Politics 2013/14  
Formatted: Ciruli Associates 2014



House Minority Leader  
Nancy Pelosi



Senate Majority Leader  
Harry Reid



U.S. Senator  
Mark Udall



Colorado Rep.  
Cory Gardner

# Economy and Government Top Problems

## Obama vs. Putin: U.S. Rally to President?

Dissatisfaction with government/Congress/politicians; poor leadership/corruption/abuse of power	21%
Economy in general	18
Unemployment/jobs	16
Poor health care/hospitals; high cost of health care	16
Federal budget deficit/federal debt	8
Ethics/moral/religious/family decline; dishonesty	5
Lack of money	4
Gap between rich and poor	4
Education/poor education/access to education	4
Poverty/hunger/homelessness	4

Source: Gallup 2014  
Formatted: Ciruli Associates 2014

# Presidential Race – 2016

## Colorado Still a Battleground?

### Is Obama Bringing Down the Ticket?

Colorado: Clinton 43%; Christie 42% (Feb. 6, 2014)

### National – February 2014

Democrats		Republicans	
Clinton	43%	Paul	47%
Clinton	44	Cruz	43
Clinton	43	Ryan	48

Republicans - February	
Huckabee	14%
Paul	13
Christie	10
Bush	10
Ryan	9
Rubio	9
Cruz	8
Perry	8
Santorum	4



Hillary Clinton



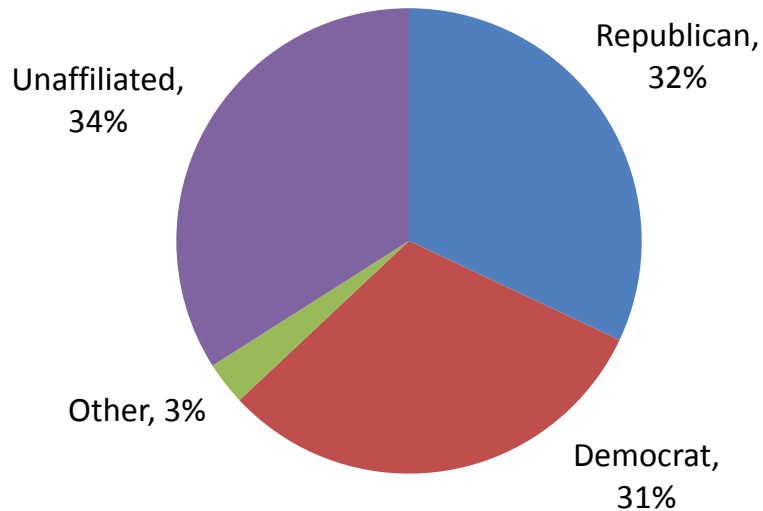
Gov. Chris Christie

CNN 2014

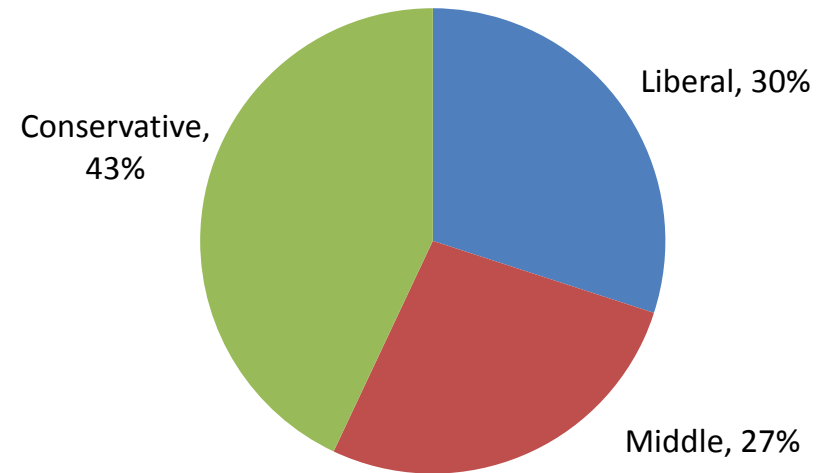
# Colorado Voter Registration and Ideology

## More Unaffiliated/More Liberal

### Registration



### Ideology




Ciruli Associates 2014

Colorado voter registration is closely divided and capable of moving center left or right, depending on issue, leaders and circumstances.

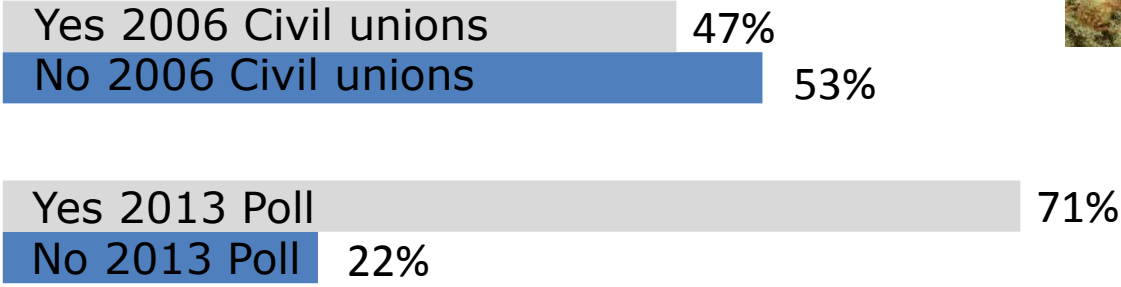
# Changes in Colorado Voters' Social Viewpoints

## Legalize Recreational Marijuana and Approve Civil Unions Colorado 2006 and 2012

14 percentage point shift from 2006 to 2012



1992 Amendment 43: yes 56%; prohibited minority status for gays



Sources: Colorado Secretary of the State, 2006, 2013; Quinnipiac 2013  
Formatted: Ciruli Associates 2014

# Gardner Completely Changes Dynamic of Race Udall 42 % vs. Gardner 41% (Rasmussen, March 2014)

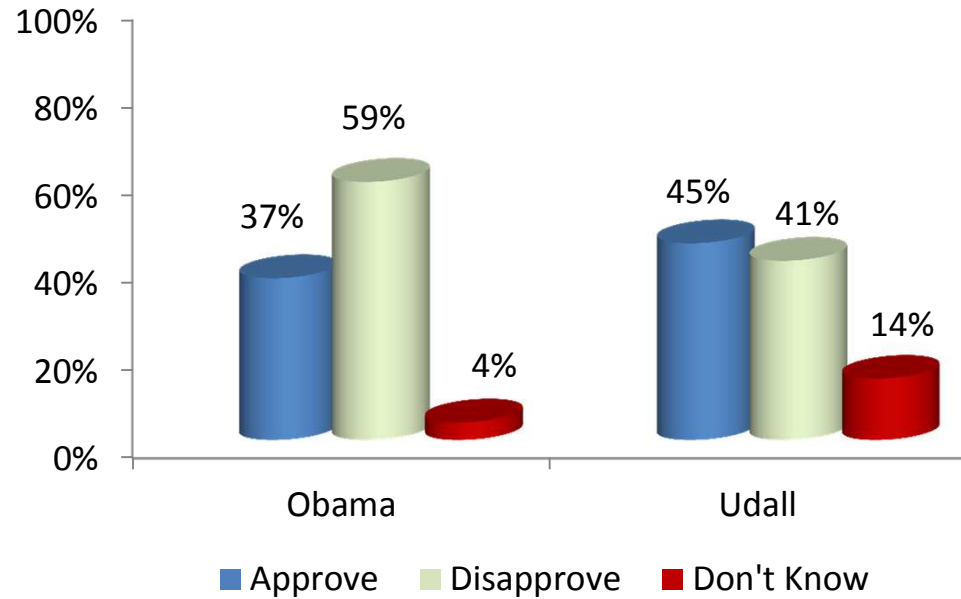


Senator Mark Udall



Senator Mark Udall

## Obama and Udall Approval and Disapprove February 2014



Source: Quinnipiac 2014  
Formatted: Ciruli Associates 2014



**Floyd Ciruli**  
 "They've got at least one or more polls that show Obamacare and the president are hurting Udall, and that Udall has not established a sufficient identity after 5 years of being in the U.S. Senate." (9NEWS, Feb. 26, 2014)

# Governor Performance Improves, But State Polarized

## Hickenlooper vs. Tancredo, Gessler, Brophy, Kopp, Beauprez

Approval 52% to 39% (Feb. 2014); Re-elect – Yes 45%, No 45%  
 Approval 62% to 19% (Sept. 2012); J. Brown Approval 58%

### Colorado Governors Re-elected

Year	Candidate	Percentage
1978	Lamm	59%
	Strickland	39
1982	Lamm	66%
	Fuhr	32
1990	Romer	64%
	Andrews	36
1994	Romer	55%
	Benson	39
2002	Owens	63%
	Heath	34

Ciruli Associates blog 2013

### Renewables



Photo: Brennan Linsley/AP

### Party Control of States – 37 One-Party

Left Democrat	Middle Bipartisan	Right Republican
14 States	12 States	23 States

Ciruli Associates 2014

\*Nebraska is non-partisan (conservative control)

\*\*24 states had one-party control in 1980, 20 states in 1990, 21 states in 2000



# Denver Post – Sixth Congressional Heavily Fought, Highly Negative

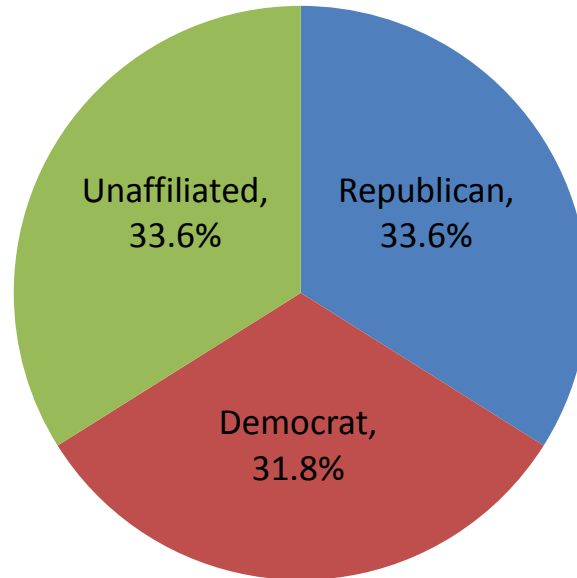
Obama Wins it by Five Points in 2012  
Voter Affiliation in the 6<sup>th</sup> Congressional District



Andrew Romanoff



Rep. Mike Coffman



Sources: Denver Post 2014  
Denver District court records  
Secretary of State  
Formatted: Ciruli Associates 2014

## Floyd Ciruli

**“Nancy Pelosi is not going to add 17 seats (for Democrats to retake the House) without getting this one. It’ll be one of the most heavily fought races in the country. It’ll be highly negative. I have no doubt about that.” (Denver Post, Jan. 19, 2014)**

*Are all incumbents in trouble?  
Are Democrats hurt more by D.C.?*

# Fracking

## Energy Development Divides the Democrats



Boulder Rep.  
Dickey Lee  
Hullinghorst



Boulder Sen.  
Rollie Heath

### Fracking Cities

Boulder, Yes  
Broomfield, Yes<sup>1</sup>  
Fort Collins, Yes  
Lafayette, Yes  
Longmont<sup>2</sup>

**Statewide  
support  
fracking**

**51% to 34%**  
**(Quinnipiac 2013)**

<sup>1</sup>Dispute

<sup>2</sup>Passed

**“Importantly Democratic support would highlight their aggressive partisan image just as they are trying to tamp it down. An anti-fracking ban would also divide the Democratic Party with the progressive business community and the Governor in opposition.”**  
**(Buzz blog, Jan. 15, 2014)**

**“It’s an important vote,” said Floyd Ciruli, a pollster and political analyst. “The approved measures were likely to prompt state legislators and Mr. Hickenlooper to consider tightening regulation of the shale gas industry, in part to blunt future efforts by antifracking groups to expand bans or moratoriums.”**  
**(New York Times, Nov. 7, 2013)**



# Public Opinion on Key Energy Issues

## Keystone Pipeline and Fracking

**ABC/Washington Post/Hickman Analytics**

### Keystone Pipeline

	U.S.	Republican	Independent	Democrat	Colorado
Approve	65%	82%	65%	51%	66%
Oppose	22	--	--	--	23

*Jobs win over environmental risk (general vs. specific)*

### Fracking Colorado

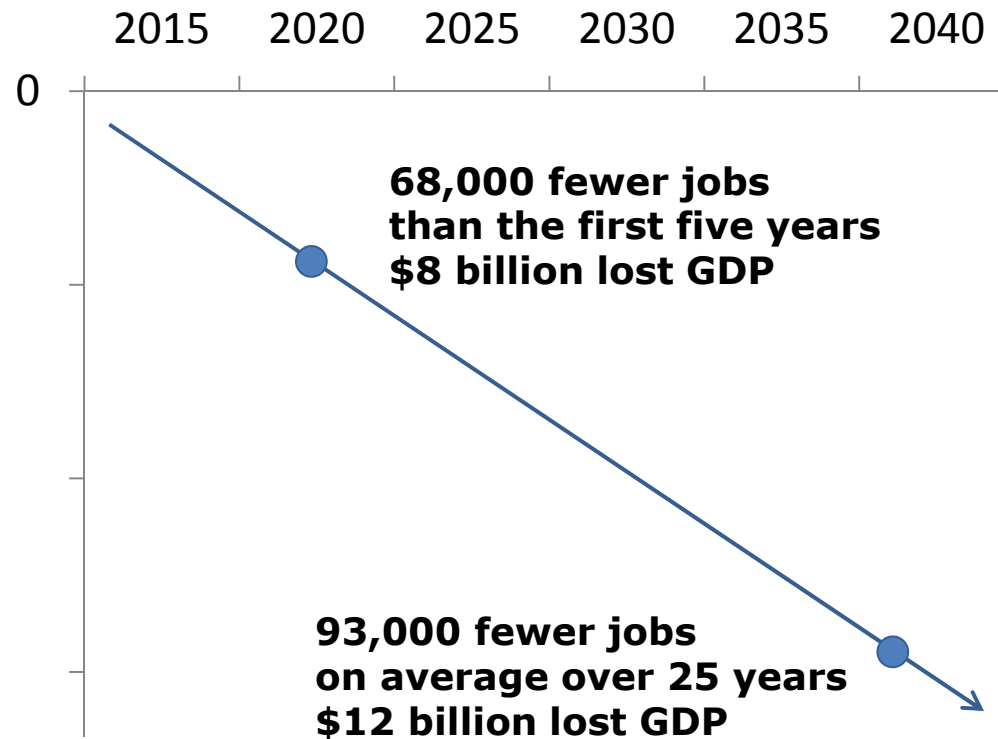
	U.S. <sup>1</sup> Pew	Colorado Quinnipiac <sup>2</sup> Nov. 2013	Hickman <sup>3</sup> Mar. 2014
Favor	44%	51%	60%
Oppose	49	34	29

<sup>1</sup>Increased use; <sup>2</sup>Use of fracking; <sup>3</sup>Extraction that uses

**Pew Research and other credible national polls show broad support at or above 60 percent, including a majority of Democrats, based on a lack of evidence of a greenhouse gas effect, the desire for energy independence, and the project's potential to boost the economy. Most recently, former Interior Secretary Ken Salazar endorsed it, along with a host of Senate Democrats vulnerable in re-election. (Floyd Ciruli, Denver Post, 3-6-14)**

# University of Colorado Leeds School of Business

## What Would a Ban on Fracking Mean for Colorado's Economy?



***Fewer Jobs; 1 in 28 workers affected***

# Message From Vital for Colorado

3

Advertising Supplement to The Denver Post

Sunday March 16, 2014

**UNDER THE GUISE OF LOCAL CONTROL, SPECIAL INTERESTS ARE TRYING TO CREATE  
ENERGY CHAOS IN COLORADO  
COLORADO ALREADY HAS THE**

**“MOST COMPREHENSIVE  
AND STRINGENT”**

**OIL AND GAS REGULATIONS IN THE NATION**

**MORE THAN 152**

**DEMOCRAT, REPUBLICAN AND INDEPENDENT CURRENT AND  
FORMER LOCALLY ELECTED OFFICIALS ARE**

**S P E A K I N G O U T:**

**“IT DOESN'T MAKE SENSE TO THROW OUR CURRENT REGULATORY FRAMEWORK  
INTO CHAOS, WHEN THE CURRENT REGULATORY SYSTEM IS WORKING”**

# Snapshots

- ✓ Pot second thoughts, but no repeal (51% worry about “Stoner State” image)
- ✓ Guns and gun rights high profile, sensitive issue, Democrats on defensive
- ✓ No new taxes statewide, 65% say no to \$1 billion for schools
- ✓ Gender and generation splits making electorate more liberal. Hispanic percentage grows.
- ✓ Independents now largest bloc of voters, adding volatility
- ✓ Colorado supports immigration reform and Keystone Pipeline
- ✓ Washington polarization coming to Colorado, hurts Hickenlooper, Udall
- ✓ Colorado could gain a congressional seat in 2020

